

Avantect changes how and when pancreatic cancer is detected



Pancreatic cancer is a devastating disease and is usually diagnosed too late.¹ But, diagnosed in the earliest stages, patients have a better opportunity to receive curative treatment.²

The Avantect Pancreatic Cancer Test is a simple, cell-free DNA-based blood test to aid in earlier diagnosis in patients at high risk for pancreatic cancer^{3,4} - offering a greater chance for improved survival.

Early detection may improve clinical outcomes



5-year relative survival for distant pancreatic cancer¹

VS

5-year survival at stage 1A²

Patients with **newly diagnosed Type 2 Diabetes** or a **familial risk of pancreatic cancer** should be considered for high-risk monitoring via a simple blood test.^{4,5}

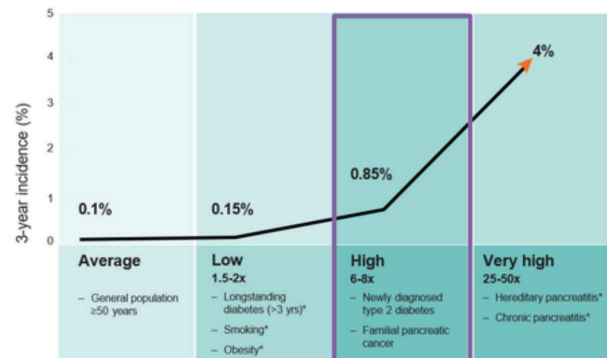
There is a well-documented interrelationships between newly diagnosed type 2 diabetes and pancreatic cancer.

- ✓ In Australia alone, there are >45,000 new cases of type 2 diabetes per year.⁶
- ✓ New-onset type 2 diabetes in older adults is a recognised early clinical indicator of pancreatic cancer.⁷

With every high-risk patient, think early detection

Early detection is a pivotal first step toward earlier diagnosis. It is imperative to identify those patients at highest risk for pancreatic cancer.

Approximately 90% of pancreatic cases are sporadic, with only 10% having a known genetic etiology⁸



Adapted from Sharma A, Chari ST. Pancreatic cancer and diabetes mellitus. Curr Treat Options Gastro. 2018;15(4):466-478.

6-8x greater risk

for people aged 50+ who are newly diagnosed with Type 2 Diabetes^{7,9}

A breakthrough innovation for the early detection of pancreatic cancer

The Avantect Pancreatic Cancer Test is a purpose-built, DNA-based blood test for early detection of pancreatic cancer. It brings together cutting-edge epigenomic and genomic science and advanced machine learning which may allow detection earlier than current methods,^{11,12} with high sensitivity and specificity.



Purpose-built

Specifically designed for early detection of pancreatic cancer.



Easy-to-use

A routine blood draw makes it easy to incorporate into clinical management protocols.

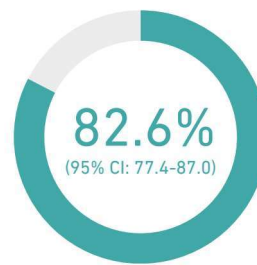


Actionable results

Clear results with recommendations for next steps.



Next Generation Avantect® Pancreatic Cancer Test



Overall sensitivity¹¹



Overall specificity¹¹

Based on a case-control clinical validation study including pancreatic cancer patients (n=259) and non-cancer subjects (n=1,186).

Science that translates molecular data into clinical insights.



Epigenetic changes are present in the earlier stages of pancreatic cancer.⁴ Chemical modifications of DNA such as 5-hydroxymethylcytosine (5hmC) have now been identified as biomarkers for pancreatic cancer. The Avantect test uses a combination of 5hmC profiling and whole-genome sequencing in a single, DNA-based blood test to identify pancreatic cancer at very early stages of disease where interventions have been shown to improve survival.



How to access and order the test



Request more information or an appointment for your patients at earlydetection.com.au



Request a TRF to fill out for your patient to have the Blood Test. OR You can refer your patient to Sydney Breast Clinic for Consultation.



Blood collection location at **Sydney Breast Clinic** arranged for eligible patients.



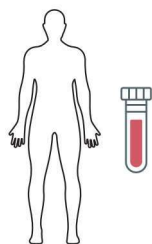
Test results delivered to requesting doctor in ~21 days.

The cost of the test is \$1495 AUD payable by credit card. Not covered by Medicare or Private Health Care Funds.

Eligibility Exclusion Criteria

- Current active cancer diagnosis
- Individuals who are pregnant
- Less than 18 years of age

Clinical Presentation



High-risk patients (e.g. 50+ years, newly diagnosed with Type 2 Diabetes)

Interpretation of results

The ClearNote Pancreatic Avantect test provides one of two results: either Detected or Not Detected, helping you as a clinician to guide patient care.



PANCREATIC CANCER SIGNAL NOT DETECTED

This does not exclude the presence of pancreatic cancer. If signs or symptoms appear and are suggestive of cancer, please consult your physician.



PANCREATIC CANCER SIGNAL DETECTED

- This signal in circulating cell free DNA has been associated with the presence of malignancy in the pancreas.
- It could also represent other abnormal conditions of the pancreas including Intraductal Papillary Mucinous Neoplasm (IPMN) and pancreatitis. There is a small possibility it could represent the detection of a malignancy outside the pancreas.
- Consultation with a physician or licensed genetic professional is recommended
- Additional clinical and radiological evaluation is required to establish a diagnosis.

Clinical Management Example

Standard clinical surveillance as per the Cancer Australia guide for primary care practitioners¹³

Follow up with imaging (MRI, endoscopic US)

NORMAL

ABNORMAL

Ongoing surveillance as per the Cancer Australia guide for primary care practitioners¹³

Diagnostic follow-up (biopsy)

The Avantect test offers a chance for early action for your patients at high risk for pancreatic cancer.
Find out more at [Avantect.com](https://www.avantect.com)

Important Information

The Avantect Pancreatic Cancer Test is an early detection test. The test does not establish a diagnosis of pancreatic cancer, and results should be considered in the context of other clinical criteria. A definitive diagnosis of cancer is rendered by clinical providers through a combined use of diagnostic testing, imaging, biopsy, and pathological findings. Not all pancreatic cancers will be detected. Some patients with pancreatic cancer may have a "Signal not detected" result. Some patients without pancreatic cancer may have a "Signal detected" result. False-negative and false-positive results are possible. A "Signal not detected" result does not guarantee that no pancreatic cancer is present. In some cases, no result is obtained. While this is very uncommon, it may be caused by shipping delays or when there is not enough cell-free DNA for the test in the patient's blood. If this happens, additional blood samples may be required to produce a patient result.

The test was developed in the ClearNote Health CLIA-certified (CLIA#05D2249973) and CAP-accredited (CAP# 9219174) laboratory and has not been cleared or approved by the US Food and Drug Administration (FDA). The test service is being provided by BCAL Diagnostics Ltd in accordance with applicable regulations.

References

1. National Cancer Institute. Surveillance, Epidemiology, and End Results (SEER) Program. Cancer stat facts: pancreatic cancer (2012-2018 data). Available at: <https://seer.cancer.gov/statfacts/html/pancreas.html>. Accessed January 20, 2026.
2. Blackford AL, Canto MI, Klein AP, Hruban RH, Goggins M. Recent trends in the incidence and survival of stage1 A pancreatic cancer: a surveillance, epidemiology, and end results analysis. *J Natl Cancer Inst.* 2020;112(11):1162-1169.
3. Bergamaschi A, Haan D, Collins M, et al. Validation of an early-stage pancreatic cancer classification model using 5-hydroxymethylation profiles in plasma-derived cell-free DNA. Poster presented at: American Association for Cancer Research (AACR)Special Conference: Pancreatic Cancer; September13-16, 2022;Boston, Massachusetts.
4. Guler GD, NingY, KuCJ, et al. Detection of early stage pancreatic cancer using5-hydroxymethylcytosine signatures in circulating cell free DNA. *Nat Commun.* 2020;11:5270.
5. Andersen DK, Korc M, Petersen GM, et al. Diabetes, pancreatogenic diabetes, and pancreatic cancer. *Diabetes.* 2017;66(5):1103-1110.
6. Australian Institute of Health and Welfare. Diabetes: Australian facts (2024). Canberra: AIHW.
7. Chari ST, Pannala R, Basu A, Petersen GM. New-onset diabetes: a clue to the early diagnosis of pancreatic cancer. *Lancet Oncol.* 2009;10(1):88-95.
8. Wood L, Canto MI, Jaffee EM, Simeone DM. Pancreatic cancer: pathogenesis, screening, diagnosis, and treatment. *Gastroenterology.* 2022;163:386-402.
9. Sharma A, Chari ST. Pancreatic cancer and diabetes mellitus. *Curr Treat Options Gastro.* 2018;16(4):466-478.
10. Stoffel EM, Brand RE, Goggins M. Pancreatic cancer: changing epidemiology and new approaches to risk assessment, early detection, and prevention [Epub ahead of print, 2023 Feb 18]. *Gastroenterology.* 2023;S0016-5085(23)00148-8. doi:10.1053/j.gastro.2023.02.012
11. ClearNote Health, data on file.
12. Song CX, YinS, Ma L, et al. 5-Hydroxymethylcytosine signatures in cell-free DNA provide information about tumor types and stages. *Cell Res.* 2017;27(10):1231-1242.
13. Cancer Australia, 2024. Surveillance in people at high risk of pancreatic cancer: A Guide for Australian Primary Care Practitioners, Cancer Australia, Surry Hills, NSW.

